



Recital 2024 Handbook

CDC Family & Friends,

Recital is the most exciting part of our year, but it can be a little overwhelming; especially if it is your first time! We have designed this handbook to help guide parents and students through recital by having all the information in one place.

We are so excited to dance at the Perkinson Center for the Arts and Education for a third year. A state-of-the-art theater, where no detail has been spared!

If you have any questions, please do not hesitate to ask. We want every dancer and parent at CDC to have the best recital experience possible!

CDC Faculty & staff,

Carrie, Lauren, Jamie, Cat, Rave, Sheila, Colleen, Keyara, Neo,
Jamie & Allyson

4930-4940 East Millridge Parkway | Midlothian, VA 23112
|804.763.0710

info@chesterfielddancecenter.com
www.chesterfielddancecenter.com

TABLE OF CONTENTS

	<u>PAGE</u>
TABLE OF CONTENTS	2
LOCATION, DIRECTIONS, CONCESSIONS, CALL TIME	3
SHOW TIMES	3
SENIOR BIOS	3
DRESS REHEARSAL INFO & SCHEDULE	4-6
DRESSING ROOM ASSIGNMENTS	7-9
CHECK-IN/CHECK-OUT	7 & 9
RECITAL DAY INFORMATION	9
COSTUME/HAIR REQUIREMENTS	10-13
HAIR/MAKEUP TIPS	13
TICKET SALES	14-16
SHOW ORDER	17-19
AUDIENCE ETIQUETTE	20
VIDEO INFO	21
T-SHIRT INFORMATION & ORDER LINK	22

RECITAL LOCATION

This year, we will be performing at the Perkinson Center for the Arts and Education again. We hope to keep this venue for many years to come, as our favorite lighting designer, Jon Shelley, is at the helm of the production team!

ADDRESS

11810 Centre Street
Chester, VA 23831
(804)-748-5555

DIRECTIONS

Take I-288 eastbound. Take the VA-145/Chester Rd exit and continue on Chester Road for 2.6 miles to VA-10 W/W Hundred Rd. Turn Right on W Hundred Rd and drive for 0.3 miles then turn right onto Centre Street just past Walgreens. The Perkinson Center is on the left after the Chester Library.

CONCESSIONS

The Perkinson Center concessions will be open to purchase beer, wine, and nonalcoholic beverages 1 hour before ticket events and during intermission. Light snacks may also be purchased here. Food and drink are allowed in the theater!

SHOW TIMES

All shows are different, so your child's class will perform in **ONE** show only.
Please arrive **1 hour** before show time.

Saturday, June 1st

1 PM

4 PM

7 PM

Sunday, June 2nd

1 PM

4 PM

SENIOR BIOS/INFORMATION

Congratulations to our CDC graduating seniors! We wish you all the best of luck on your future endeavors, and you will always have a home at CDC!

Please make sure you grab one of the bio forms from the office and fill it out to be returned to the office by **Friday, May 10th**. CDC graduating seniors 2024...**Jane Claire Spires & Alex Fisher**...if you are a senior and we missed you, please let us know as soon as possible!

DRESS REHEARSAL

Dress rehearsal for all students participating in all shows is THURSDAY, May 30th and FRIDAY, May 31st at the PERKINSON CENTER FOR THE ARTS AND EDUCATION.

Dress rehearsal is **mandatory** for all students participating in the recital. If you have extenuating circumstances that prevent you from attending the dress rehearsal, contact the office and we will do our best to accommodate you; however, this is only in situations that you absolutely cannot avoid.

A schedule for dress rehearsal can be found on the following pages. The schedule will give specific rehearsal times for each class and all dancers are expected to be at dress rehearsal at least **30 minutes prior** to their first call time. We normally run ahead of schedule and we can only wait so long in order to keep running on schedule.

Students will need to bring all costumes, tights, accessories, and shoes to dress rehearsal. Belongings can be left in the theater overnight.

Students do not need to wear full stage make-up for dress rehearsal but may wish to wear a little for practice. In addition, at dress rehearsal all students **must** wear the specified hairstyle (with hair accessory if applicable) for each dance; this is a good time to practice styling the hair correctly and it looks much nicer to have the hair neat and uniform.

You may take pictures and video at dress rehearsal, but absolutely **NO PICTURES OR VIDEO CAN BE TAKEN DURING THE ACTUAL SHOW(S)**. Shutter Storm will be recording for all shows. We will also have a photo backdrop to allow pictures to be taken when classes/dancers come offstage (at dress rehearsal & the shows).

DRESS REHEARSAL SCHEDULE

THURSDAY, May 30th

3:00 PM.....	ePIC jazz
3:10 PM.....	modern 2 adv
3:20 PM.....	jazz four
3:30 PM.....	ePIC hip hop
3:40 PM.....	jazz 2 int
3:50 PM.....	musical theater 2
4:00 PM.....	ballet III adv
4:10 PM.....	jazz 2 adv
4:20 PM.....	pointe one
4:30 PM.....	tap one ADV
4:40 PM.....	tutu ballet (FRI)

4:50 PM.....tutu ballet (TUES)
 5:00 PM.....tap III ADV
 5:10 PM.....Hip Hop one adv
 5:20 PM.....tap III B
 5:30 PM.....ballet one INT
 5:40 PM.....tap four B
 5:50 PM.....jazz one adv
 6:00 PM.....Ballet III
 6:10 PM.....Musical Theater one
 6:20 PM.....modern 2
 6:30PM.....Ballet one (Mon)
 6:40 PM.....Hip Hop III
 6:50 PM.....Hip Hop One (Fri)
 7:00 PM.....Hip Hop One (Thurs)
 7:10 PM.....contemporary one
 7:20 PM.....Hip Hop 2 Adv
 7:30 PM.....ballet 2Adv
 7:40 PM..... Ballet 2A
 7:50 PM.....Jazz III
 8:00 PM.....ePIC contemporary
 8:10 PM.....tap 2 ADV
 8:20 PM.....tEEN jazz
 8:30 PM.....modern one
 8:40 PM.....pointe III
 8:50 PM.....tEEN ballet
 9:00 PM.....Contemporary III ADV
 9:10 PM.....tap III A
 9:20 PM..... modern III/four

FRIDAY, May 31st

3:00PM.....A Little Crazy
 3:10 PM..... Godzilla
 3:20 PM.....Nobody
 3:30 PM.....Coffee Break
 3:35 PM.....Jane Claire
 3:40 PM.....Jazz four ADV
 3:50 PM..... contemporary III
 4:00 PM..... Kendrick
 4:10 PM.....Fly Away
 4:20 PM.....Jazz 2

4:30 PM.....ballet one (TH)
 4:40 PM..... contemporary four
 4:50 PM.....Jazz one INT
 5:00 PM.....tutu ballet (MON)
 5:10 PM.....tutu ballet 2 (MON)
 5:20 PM..... ballet one ADV
 5:30 PM.....tutu Jazz
 5:40 PM..... Tap One A
 5:50 PM.....Ballet four ADV
 6:00 PM.....Jazz one
 6:10 PM.....Hip Hop 2
 6:20 PM..... Pointe 2
 6:30 PM.....tutu Hip Hop
 6:40 PM.....dELIRIUM pREP
 6:50 PM..... You Get What You Give
 7:00 PM.....tap one B
 7:10 PM..... tap four A
 7:20 PM..... Ballet one (FRI)
 7:30 PM..... Fallin'
 7:40 PM..... Ballet 2 B
 7:50 PM..... Jazz III ADV
 8:00 PM..... ePIC tap
 8:10 PM..... contemporary 2
 8:20 PM.....ePIC modern
 8:30 PM..... Hip Hop four
 8:40 PM.....Good bye to Love
 8:50 PMTurn Up
 9:00 PM ePIC ballet

THESE DANCES MAY NOT BE ABLE TO FULLY TECH IN DUE TO THE CCPS SCHEDULE – If you cannot make it to the scheduled time, please let the office know so that we can prepare!

Dressing Room Assignments

Parents or guardians should check-in at the front lobby and bring the students to their assigned dressing rooms (check-in person will direct you), where they will be checked in and placed under the supervision of their parent rep. Parents are not allowed in the dressing rooms after the children have been checked in for their number unless your child has to be changed for their next dance and you have approval from the parent reps. **Dads are not allowed in the girls' dressing rooms at any time!** After the finale, parents should pick their child up at the check-in/out table. This process takes a few minutes, but the safety of your children is our number one priority, so please be patient.

The **QUICK-CHANGE** room may be utilized by anyone with **less than 3 dances** between numbers. If there are 3 or more dances between numbers, we do not consider that a quick change.

Saturday, 1 PM SHOW

Multipurpose room: Chloe Arthur, Angel Faith Barker, Kailani Belton, Eliana Calloway, Lennon Castro, Imogene Chustz, Lillyana Diana, Londyn Engram, Grace Flanagan, Ellery Fudala, Reagan Gilbert, Sadie Hatch, Lilah Haug, Cyniah Hawkes, Alondra Hoppe Esparza, Jailyn Holcomb, Morgan Holloway, Mila Hristova, Rowen Hunnius, Ainsley Hughes, Madelyn Johnson, Lindsay Jones, Margot Lange, Joie Lyddon, Adalyn Marker, Danielle Mayo, Daphne McCullough, Mila McNair, Natalia McNair, London Meadows, Lucy Miller, Mariah Parker, Samantha Parker, Soleil Pegram, Marian Phelps, Olivia Plato, Tatiana Porter, Hallie Pruden, Jillian Riddle, Piper Robertson, Hannah Saltzberg, Blake Samuel, Ciel Sarro, Haven Schiller, Hana Schuelke, Hadley Senning, Arielle Smallwood, Courtney Smith, Harper Smith, Masyn Spain, Scarlett Stanfield, Sophie Stanfield, Ardella Staylor, Lexie Sullivan, Kira Thacker, Makenzie Tillar, Amelia Turner, Ella Waldrup (59)

Classroom (iGNITE/eLEVATE/multiple classes): Kourtney Annis, Abby Ballentine, Ellie Campbell, Lyla Ann Flanagan, Lyla Gunderman, Madeline Gunderman, Mary Handzel, Jadyn Harris, Anna Hill, Alexa Malbone, Amelia Meekins, Adelyn Miller, Ellianna Miller, Coralline Nail, Shelley Nail, Mia Ritter, Brielle Skates, Amara Terry, Skylar Tyson, Lillian Wolovick (21)

Dressing Room A: QUICK CHANGE

Dressing Room B (BOYS): Anthony Hristov, Sebastian Hoppe Esparza, Eli Davis, Elliot McCullough

Dressing Room C (IMPACT/eMPower): Leighton, Emily, Soph, Elena, Adleigh, Reese, Tilly, Addison, Gia, Iva, Mabel, Marissa, Sarae

Dressing Room D (eMPower/the edge): Livvy, Gracie, Campbell, Amirah, Lillian, Jordyn, Molly, Ashlyn, Olivia, Alex, Annaiya, Riley (12)

Saturday, 4 PM SHOW

Multipurpose Room: Piper Annis, Ashlynn Beason, Brielle Beason, Klynn Brandt, Riley Bynum Bright, Eliana Calloway, Felicity Cioffi, Madelyn Cioffi, Kameryn Cobbs, Aris Cobler, Ana Enamorado, Leiyah Felder, Grace Flanagan, Camille Ford, Olivia Ford, Alice Gregory, Ayana Harris, Ava Holbrook, Morgan Holloway, Jewel Howard, Mila Hristova, MacKenzie Hutchins, Quinn Jernell, Dorothy Johnson, Madelyn Johnson, Jaina King, Olivia Kratson, Margot Lange, Ellasyn Lavin, Elle Mason, Brooke Mayo, Danielle Mayo, Daphne McCullough, Charlotte Myers, Sydney Myers, Sydney Pace, Mariah Parker, Samantha Parker, Olivia Plato, Marian Phelps, Hallie Pruden, Niya Queeglay, Elianna Roberts, Piper Robertson, Kayla Sager, Blake Samuel, Ciel Sarro, Arielle Smallwood, Harper Smith, Shaniyah Soodhoo, Mackenzie Strittmatter, Amira Suber, Julie Sullivan, Makenzie Tillar, Charlotte Tison, Kiley Tyler, Kylee Vu, Audrey Wilbourne, Kristen Wilbourne, Skylar Williams (58)

Classroom (iGNITE/eLEVATE/multiple classes): Abby Ballentine, Charlee Bazemore, Ellie Campbell, Lyla Gunderman, Madeline Gunderman, Anna Hill, Mary Handzel, Jailyn Holcomb,

Alexa Malbone, Amelia Meekins, Adelyn Miller, Ellianna Miller, Corallin & Shelley Nail, Mia Ritter, Brielle Skates, Amara Terry, Skylar Tyson, Lillian Wolovick (20)

Dressing Room A: QUICK-CHANGE

Dressing Room B: Dylan Allen, Judah Curtis, Anthony Hristov

Dressing Room C (IMPACT/eMPower/multiple classes): Leighton, Emily, Soph, Elena, Adleigh, Reese, Tilly, Addison, Gia, Iva, Mabel, Marissa (11)

Dressing Room D (eMPower/the edge/pointe III): Livvy, Gracie, Campbell, Abigail C., Amirah, Lillian, Jordyn, Molly, Ashlyn, Olivia, Alex, Annaiya, Riley (13)

Saturday, 7 PM SHOW

Multi-Purpose Room: Evie Anderson, Harley Chrisman, Gwyn Cleveland, Abigail Craze, Layla Dewitt, Alex Fisher, Isabella Florin, Penny Fraley, Liliana Geraci, Reagan Gilbert, Alice Gregory, Sadie Hatch, Sophia Joss, Soph Koerner, Olivia Kratson, Rachel Kuder, Ava Lankford, Ellasyn Lavin, Alexa Malbone, Natalia McNair, Sarae Page, Hudson Parrott- Hull, Olivia Plato, Adrienne Rohrbaugh, Victoria Shreffler, Sadie Smith, Grace Walker, CeCe Witherspoon (27)

Classroom (eLEVATE/iGNITE/multiple classes): Abby Ballentine, Ellie Campbell, LA Flanagan, Lyla Gunderman, Madeline Gunderman, Mary Handzel, Anna Hill, Jailyn Holcomb, Adelyn Miller, Ellianna Miller, Coralline & Shelley Nail, Mia Ritter, Brielle Skates, Amara Terry, Skylar Tyson, Lillian Wolovick (20)

Dressing Room A: ALL BOYS Eli Davis, Shane Miller

Dressing Room B (nonbinary): Luna Waehner

Dressing Room C (IMPACT/eMPower/multiple classes): Leighton, Emily, Soph, Elena, Adleigh, Reese, Tilly, Addison, Gia, Iva, Mabel, Marissa, (12)

Dressing Room D (eMPower/the edge): Livvy, Gracie, Campbell, Amirah, Lillian, Jordyn, Molly, Ashlyn, Olivia, Alex, Annaiya, Riley, Jane Claire (13)

Sunday, 1 PM SHOW

MULTI-PURPOSE ROOM: Savanna Allen, Evie Anderson, Bella Angiolillo, Caroline Ashby, Kate Barnes, Kamreigh Bass, Amora Bauldwin, Brielle Beason, Kailani Belton, Thalia Blake, Kalani Brooks, Ainhoa Calvo, Fiona Capece, Lennon Castro, Kameryn Cobbs, Evelyn Davis, Wren Fraley, Elowen Gotchall, Revie Gotchall, Amari Hamlin, Makena Harris, Ava Holbrook, Ainsley Hughes, Helen Huynh, Madelyn Johnson, Alyssa Jordan, Stella Joss, Rachel Kuder, Ella Lacey, Audrey LaLiberte, Gemma Lange, Ruby Lange, Adalyn Marker, Evelyn Marker, Kendall Mason, Danielle Mayo, Daphne McCullough, Catherine Moseley, Vivian Musselman, Charlotte O'Flaherty, Olivia Plato, Jaelyn Riddle, Eliza Riggleman, Adrienne Rohrbaugh, Violet Rojas, Hannah Saltzberg, Blake Samuel, Hadley Senning, Melanie Shilling, Sadie Smith, Hannah Sullivan, Kira Thacker, Ava Thompson, Sophia Vega, Georgia Williams, Charlotte Zawadzki (56)

Classroom (eLEVATE/iGNITE/multiple classes): Abby Ballentine, Eleanor Campbell, LA Flanagan, Lyla G., Madeline Gunderman, Mary Handzel, Anna Hill, Jailyn Holcomb, Amelia Meekins, Adelyn Miller, Ellianna Miller, Coralline & Shelley Nail, Mia Ritter, Brielle Skates, Amara Terry, Skylar Tyson, Lillian Wolovick (18)

Dressing Room A: QUICK-CHANGE

Dressing Room B: Dylan Allen, Elliot McCullough

Dressing Room C (IMPACT/eMPower/multiple classes): Leighton, Emily, Soph, Elena, Adleigh, Reese, Tilly, Addison, Gia, Iva, Mabel, Marissa, Sarae (13)

Dressing Room D (eMPower/the edge): Livvy, Gracie, Campbell, Amirah, Lillian, Jordyn, Molly, Ashlyn, Olivia, Alex, Annaiya, Riley, Jane Claire (13)

Sunday, 4 PM SHOW

MULTI-PURPOSE ROOM: Piper Annis, Caroline Ashby, Kaysen Bates, Charlee Bazemore, Ashlynn Beason, Kailani Belton, Kalani Brooks, Meadow Bennett, Eliana Calloway, Lennon Castro, Lillyana Diana, Ellery Fuddala, Rachel Goad, Eva Godfrey, Mackenzie Hansen, Mila Hristova, Ainsley Hughes, Madelyn Johnson, Meriko King, Olivia Kratson, Piper Lemmon, Adalyn Marker, Brooke Mayo, Danielle Mayo, Mila McNair, London Meadows, Lucy Miller, Cora Millkan, Violet Nassar, Marian Phelps, Mariah Parker, Samantha Parker, Soleil Pegram, Hallie Pruden, Laura Ramirez, Jaelyn Riddle, Jillian Riddle, Hannah Saltzberg, Janie Searce, Caitlyn Scheiss, Hadley Senning, Arielle Smallwood, Jessa Smallwood, Harper Smith, Macie Strittmatter, Mackenzie Strittmatter, Julie Sullivan, Kira Thacker, Eleanor Trump, Amelia Turner, Brooklyn Worchester (51)

Classroom (eLEVATE/iGNITE/multiple classes): Evie Anderson, Abby Ballentine, Eleanor Campbell, Lyla Ann Flanagan, Madeline Gunderman, Lyla Gunderman, Mary Handzel, Sadie Hatch, Anna Hill, Alexa Malbone, Natalia McNair, Adelyn Miller, Ellianna Miller, Coralline Nail, Shelley Nail, Mia Ritter, Amara Terry, Skylar Tyson, Lillian Wolovick (19)

Dressing Room A: QUICK-CHANGE

Dressing Room B: Holden Fraley, Anthony Hristov, Elliot McCullough, Benjamin Smallwood

Dressing Room C (eMPOWER/IMPACT): Kiersten, Leighton, Soph, Adleigh, Reese, Tilly, Iva, Addison, Gia, Emily, Elena, Caylee, Jane Claire (13)

Dressing Room D (eMPOWER/the edge): Livvy, Gracie, Campbell, Abigail, Amirah, Lillian, Jordyn, Molly, Ashlyn, Olivia, Alex, Annaiya, Riley (13)

RECITAL DAY INFORMATION/ETIQUETTE

Student Pick-up/Drop Off

Parents or guardians should check-in at the front lobby and bring the students to their assigned dressing rooms (check-in person will direct you), where they will be checked in and placed under the supervision of their parent rep. Parents are not allowed in the dressing rooms after the children have been checked in for their number unless your child has to be changed for their next dance and you have approval from the parent reps. **Dads are not allowed in the girls' dressing rooms at any time!** After the finale, parents should pick their child up at the check-in/out table. This process takes a few minutes, but the safety of your children is our number one priority, so please be patient.

Parking

Convenient on-site parking is available for free behind the Perkinson Center and at the Chester Library. There is also limited street parking available. Please be mindful of any signs indicating time limits or handicap accessibility.

Students in Audience

You may watch the show if you are finished performing or have several numbers before you are to perform. You **MUST** have a ticket to watch the show (CDC student tickets are \$5), but we would rather your dancer watch the live stream from the dressing room. No dancer should go into the audience in costume. A "cover-up" can be worn over to hide the costume. We ask that dancers be backstage and ready **NO LESS THAN 5** numbers before they are to go on stage (i.e. your dance is #12, you need to be backstage after #6 - see "Coming & Going"). **WE WILL NOT GO INTO THE AUDIENCE TO FIND YOU!** If you aren't backstage, your dance will be performed without you.

Backstage Etiquette

When backstage, please be sure to remember that there are others performing on stage. With that being said, remember there is **NO TALKING!** Your voice travels with ease when backstage. Also, be sure to enter in and out of the backstage area in between dances. **Do not open** the doors during a blackout. Again, the light will travel right through to the audience. Students will be escorted in and out of the backstage area by a staff member or parent volunteer. Also, when you are backstage, be sure to stay away from the wings and do not block the entrances to the stage as there are dancers who will be entering and exiting from the stage before you.

Dressing Room Etiquette

Dressing rooms will be assigned and labeled. Please make sure that you are in the correct dressing room! When in the dressing rooms, please remember to talk quietly. **There are to be no men in the girls' dressing rooms at any time** (boys will have a separate dressing room)! Also, students are to pick up any trash and be sure you leave with everything you came in with.

Finale Bow

After the show, every student is invited to bow with their class. **We would LOVE to have all dancers onstage for our final bow!** If your dancer is in the audience, please have them go backstage 2-3 numbers before the last performance. Parents can pick their child at the check-in/check-out table after the bow.

COSTUME/HAIR REQUIREMENTS

Listed below are the specific requirements for each class. Please make sure you have all needed items and consult the appropriate faculty member with further questions. Any class that lists tights for a requirement were ordered with your costume and are not an additional requirement (if you did not receive a pair, please contact the office). If you run or lose your tights, we do have limited sizes available for purchase at the check-in table. In addition, please **DO NOT WEAR UNDERWEAR UNDER YOUR COSTUME!**

BALLET-GENERAL

- ❖ Tights were ordered for all ballet classes and were included in with your costume
- ❖ **All straps on ballet shoes MUST BE SEWN and laces MUST be tucked into shoe**
- ❖ Most ballet classes are required to have a bun.
- ❖ We recommend using a hairnet for buns (for some classes it is required).

BALLET

tutu ballet (MON): pink ballet shoes, pink tights, ballet bun at crown of head, bow at center of bun (top)

tutu ballet (TUES): pink ballet shoes, pink tights, ballet bun, hair accessory pinned to side/front of the bun on the opposite side of the flower on their costume

tutu ballet (FRI): pink ballet shoes, pink tights, ballet bun, hair accessory pinned to side/front of the bun on the opposite side of the flower on their costume

tutu ballet 2 (MON): pink ballet shoes, pink tights, low bun, hairpiece in center of bun

ballet one (MON): pink ballet shoes, pink tights, low bun, hairpiece on right side of bun

ballet one (TH): pink ballet shoes, pink tights, ballet bun, bow bobby-pinned to right side/front of the bun

ballet one (FRI): pink ballet shoes, pink tights, ballet bun, bow pinned to right side/front of the bun

ballet one INT: pink tights, pink ballet shoes, low Bun, hairpiece on left side of bun

ELLIOT: black ballet shoes, black pants, white shirt, cummerbund and bow tie
ballet one ADV: pink ballet shoes, pink tights, high bun, hair accessory on dancer's right side of bun (opposite the flower on the costume)
ballet 2A: pink ballet shoes, pink tights, low bun with hairnet
ballet 2B: pink ballet shoes, pink tights, high bun
ballet 2 ADV: pink tights, pink ballet shoes, low bun with hair net.
ballet III: pink tights, pink ballet shoes, high bun with hairnet (no hair accessory)
ballet III ADV: pink tights and pink ballet shoes, hair in low bun with hairnet.
ballet four ADV: pink tights, pink ballet shoes, low bun with hairnet
ePIC ballet: pink tights, pink ballet shoes, hair in low bun with hairnet
Pointe one: pointe shoes, pink tights, low bun with hairnet
Pointe 2: pointe shoes, pink tights, hair in low bun with hairnet
Pointe III: low bun with hairnet, pointe shoes that match skin tone
tEEN ballet: pink ballet shoes, pink tights, low bun (if dancer's hairstyle allows; if not, please make sure it is out of your face), two rhinestone hair pins to the dancer's right side, pointing down towards ear (as pictured in DSP). If wearing a bra, please wear one with clear or skin-toned straps so they are minimally visible.

JAZZ

Tutu jazz: black jazz shoes, tan tights, hair in high ponytail, hair bow bobby-pinned to side/front of the ponytail, on the opposite side of the bow on their costume
jazz one (FRI): black jazz shoes, tan tights, hair in high ponytail, hair accessory wrapped around ponytail holder
jazz one INT: black jazz shoes, tan tights, high ponytail with scrunchie.
jazz one ADV: black jazz shoes, tan tights, low ponytail with feather hair accessory in middle of ponytail.
jazz 2: black jazz shoes, tan tights, high ponytail with cuff around it.
jazz 2 INT: low Ponytail, no hair piece, black jazz shoes
jazz 2 ADV: barefoot, low ponytail with cuff around it.
jazz III: Bare feet, high ponytail
jazz III ADV: barefoot, competition braid (slicked back (NO part), braid at crown of head)
jazz four: barefoot, low ponytail, no hair piece
jazz four ADV: barefoot, low ponytail
ePIC jazz: barefoot, competition braid (slicked back (NO part), braid at crown of head)
tEEN jazz: black jazz shoes, black jazz pants, sequined blazer, black sports bra/tanktop/leotard/shirt of choice under blazer (please make sure it is not faded). If dancer's hairstyle allows, please wear hair in high ponytail.

MODERN

modern one: barefoot, low Ponytail, no hair piece
modern 2: barefoot, low ponytail, no hair piece
modern 2 ADV: barefoot, low ponytail, no hair piece
modern III/four: barefoot, low ponytail, no hair piece
ePIC modern: barefoot, low ponytail, no hair piece

CONTEMPORARY

Contemporary one: barefoot, low ponytail, no hair piece

Contemporary 2: barefoot, low ponytail, no hair piece

Contemporary III: barefoot, low ponytail, no hair piece

Contemporary III ADV: barefoot, low ponytail, no hair piece

Contemporary four: barefoot, low ponytail, no hair piece, black undergarments

ePIC Contemporary: barefoot, low ponytail, no hair piece

MUSICAL THEATER

musical theater one: bun, see Keyara for shoe details

TONY: black pants, white shirt, bow tie and vest with black jazz shoes

musical theater 2: character shoes (skin tone), tan tights, white short gloves, ponytail at crown of head.

ELI: black pants, white shirt, bow tie and jacket with black jazz shoes

TAP

tap one A: black tap shoes (gold bows on shoes), tan tights, ponytail at crown of head with gold hairpiece in center of ponytail

tap one B (girls): black tap shoes (with red bows on shoes), tan tights, ponytail at crown of head with red hair piece in the center

- **Tony, Holden, Elliot:** black tap shoes, black pants, white shirt tucked in with red bowtie and silver vest

tap one ADV: black tap shoes, tan tights, ponytail at crown of head (no hairpiece)

tap 2 ADV: tan tights, black tap shoes, hair in ponytail at the crown of your head, rhinestone barrette at the top center of ponytail

ELI: black tap shoes, long black socks, black pants, white shirt (tuck shirt in) & red vest

tap III A: black tap shoes, tan tights, hair in ponytail at crown of head with ponytail hairpiece

- **SHANE:** black tap shoes, red jacket (provided), black pants (can wear the ones from jazz), white shirt (provide on own-try a white tee shirt to see what it looks like), black socks if you would like

tap III B: black tap shoes, tan tights, ponytail at crown of head, bra with clear straps

tap III ADV: black tap shoes, hair in ponytail at crown of head. If a bra is necessary, no straps should be seen.

tap four A: black tap shoes, no socks, hair in ponytail at crown of head. Hem pants to just below top shoelace holes and iron lapel of vest so stays down and flat. If needed, pin vest to stay securely closed.

tap four B: black tap shoes, see Miss Lauren

ePIC Tap: black tap shoes, see Miss Lauren

HIP-HOP

tutu hip hop: adidas superstars or any black similar tennis shoe if could not find size, no-show socks, high ponytail with red scrunchie around ponytail.

hip hop one (TH): adidas superstars, no-show socks, low ponytail.

- hip hop one (FRI):** adidas superstars, no-show socks, low ponytail with bandana scrunchie around ponytail.
- BOYS:** adidas superstars, no-show socks, hair should be neat.
- hip hop one ADV:** adidas superstars, no-show socks, low ponytail.
- hip hop 2:** adidas superstars, no-show socks, fishnet mitts, low ponytail.
- hip hop 2 ADV:** adidas superstars, no-show socks, high ponytail with metal cuff around ponytail.
- hip hop III:** adidas superstars, no-show socks, high ponytail with scrunchie around it.
- hip hop four:** adidas superstars, no show socks, low ponytail.
- ePIC hip hop:** adidas superstars, no-show socks, low ponytail.

HAIR/MAKEUP TIPS

All students are required to wear a ballet bun for each ballet number. For instructions on how to create the perfect Ballet Bun, click on the link below.

https://www.youtube.com/watch?v=8Loypr_bsFo

OR

to use a “bun former” or “Donut”, click the link below

[How to make a Donut Bun Hair Tutorial - YouTube](#)

All students are required to wear make up for the performances. Dancers, even the young ones, wear makeup on stage in order to make their faces and expressions visible to the audience. Makeup can emphasize facial features that would otherwise be washed out by bright stage lights. For helpful hints and examples, check out the website below. dELIRIUM uses the “Prima Diva” templates for competitions (link below). **Little ones are only required to wear blush, mascara and lipstick.**

<https://jamcosmetics.net/pages/face-charts-and-instructions>

TICKET SALES

Recital tickets will be sold online, through the Perkinson Center, by using the link below (**link will be LIVE May 1st**). To purchase tickets simply click the link below and follow the instructions (Directions for Purchasing Tickets):

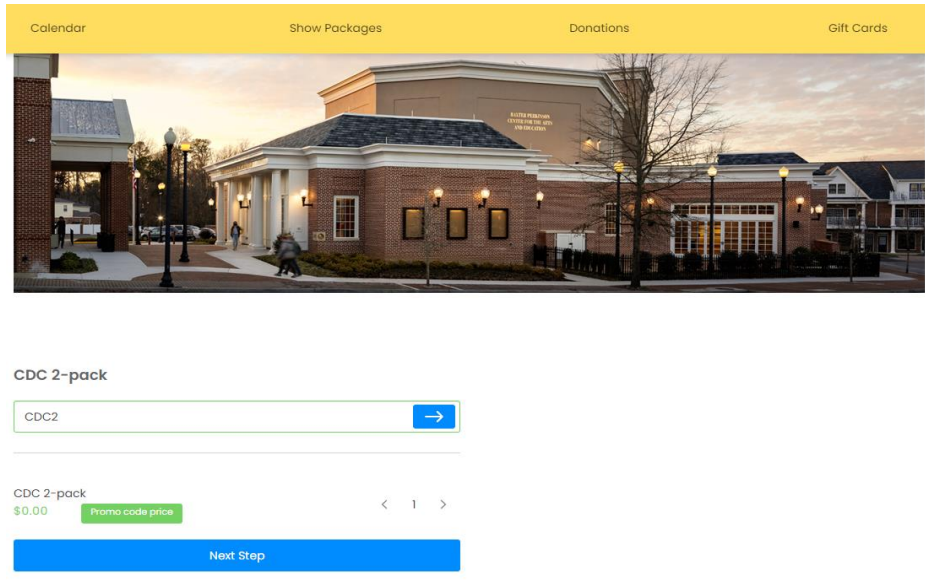
- **LINKS for pre-paid tickets with promo codes will be sent out in late April.**
- PRE-PAID tickets 1-2 classes = 2 tickets to ONE show, 3-4 classes = 4 tickets total to 1-2 shows, 5+ classes = 6 tickets total to the shows of your choosing
- **For the first two weeks of the link being live, you will only be able to purchase your pre-paid tickets. Once that 2-week period is up, you will be able to purchase more tickets. We want to ensure that everyone gets their allotted tickets before opening up sales.**
- **REMINDER:** You **MUST** “purchase” your pre-paid tickets through the venue’s system. They are not automatically given to you, nor or are they reserved. If you wait too long (past the 2 weeks), you may miss out on seeing your child dance.
- There is an online service fee of \$1.50-2.00 for tickets that is beyond our control.
- If you have any issues ordering tickets, please call the theater, and they will assist you 804-735-5187 or 804-748-5555
- Sales generated from the recital tickets go towards the costs of the shows (i.e., rental of venue, lighting, programs, necessary materials, props, staff, etc.).
- There will be a LIVE Stream available for out-of-town family and friends to view.

Ticket prices (single show)

Adult (1 show)	\$18
Child (4 – 12 years of age)	\$10
Children 3 years of age and under	Free (must sit on lap)

DIRECTIONS FOR PURCHASING TICKETS

1. Use the link provided by CDC for your package (will be sent via email before May 2nd)
2. Select “1” package and choose “Next Step”



Calendar Show Packages Donations Gift Cards

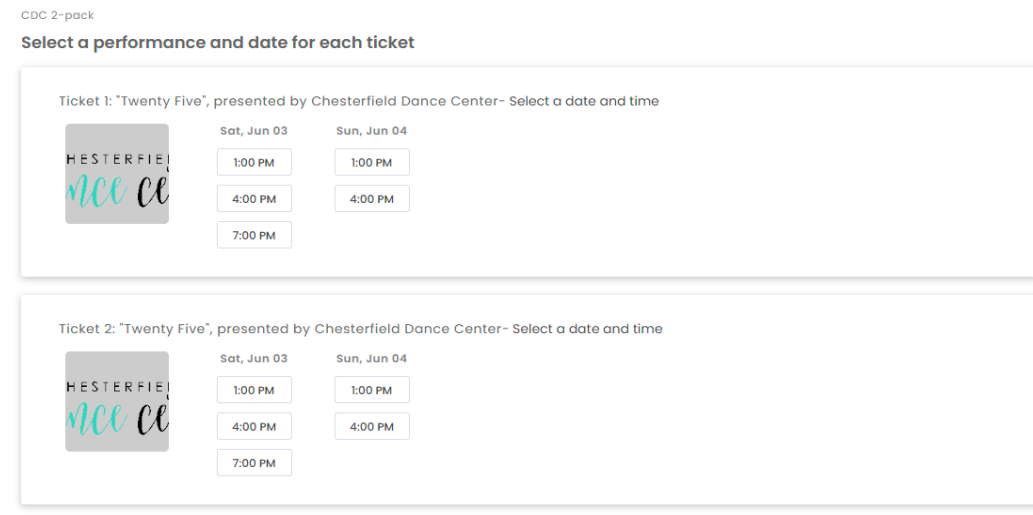
CDC 2-pack

CDC2

CDC 2-pack
\$0.00 Promo code price

Next Step

3. Choose the shows that you would like to use your tickets on. You can split your shows up between as many shows as you'd like, or use them all on the same show.



CDC 2-pack

Select a performance and date for each ticket

Ticket 1: "Twenty Five", presented by Chesterfield Dance Center- Select a date and time

	Sat, Jun 03	Sun, Jun 04
1:00 PM	<input type="button" value="1:00 PM"/>	<input type="button" value="1:00 PM"/>
4:00 PM	<input type="button" value="4:00 PM"/>	<input type="button" value="4:00 PM"/>
7:00 PM	<input type="button" value="7:00 PM"/>	

Ticket 2: "Twenty Five", presented by Chesterfield Dance Center- Select a date and time

	Sat, Jun 03	Sun, Jun 04
1:00 PM	<input type="button" value="1:00 PM"/>	<input type="button" value="1:00 PM"/>
4:00 PM	<input type="button" value="4:00 PM"/>	<input type="button" value="4:00 PM"/>
7:00 PM	<input type="button" value="7:00 PM"/>	


In this example, we have chosen 2 different shows:

CDC 2-pack

Select a performance and date for each ticket


Proceed to Next Step

Ticket 1: "Twenty Five", presented by Chesterfield Dance Center

	DATE	Sat, Jun 03
	TIME	1:00 pm

Edit

Ticket 2: "Twenty Five", presented by Chesterfield Dance Center

	DATE	Sun, Jun 04
	TIME	4:00 pm

Edit



4. ALL seats will be **GENERAL ADMISSION** this year.

← Back CDC 2-pack

Select seats for your ticket

Best Available For All

These shows share the same seating layout

Ticket 1	Ticket 2
	

Seat selection options

- Get best seats for all
- Choose your same seats for all
- Choose different seats for each

5. Click "Proceed to next step"



← Back CDC 2-pack

Select seats for your ticket

Proceed to Next Step

Best Available For All

These shows share the same seating layout

Ticket 1	Ticket 2
	

Seat selection options

- Get best seats for all
- Edit same seats for all
- Choose different seats for each

6. On the confirmation page, review your seat selection and say "Add to Cart"

← Back CDC 2-pack Add To Cart

Review your package

Ticket 1: "Twenty Five", presented by Chesterfield Dance Center

DATE	Sat, Jun 03
TIME	1:00 pm
SEAT	ORC F106

Ticket 2: "Twenty Five", presented by Chesterfield Dance Center

DATE	Sun, Jun 04
TIME	4:00 pm
SEAT	ORC F106

7. This will give you your cart.

CART VIEW
CONTACT DETAILS
ORDER REVIEW
BILLING INFORMATION

You have 14:03 minutes left to complete your order.

[Clear Cart](#)
[Continue Shopping](#)

SHOW PACKAGES

Name	Price Point	Amount
CDC 2-Pack More	CDC 2-pack	\$0.00
Online Ticket Delivery		\$0.00
		Subtotal
		\$0.00

CHOOSE A DELIVERY METHOD

FREE

Online Ticket Delivery

FREE

Will Call

NAME ON TICKET (OPTIONAL)

Continue

- a. If you are finished, choose how you want to get your tickets, optionally add names to the tickets, and click "Continue".
- b. If you still need tickets to other shows, click "Continue Shopping" on the top right and on the next screen, navigate down to the CDC shows. Then choose whatever other seats you need.

8. When finished, pay for your cart!

SHOW ORDER

Please note: If your child is enrolled in more than one class or you have multiple children dancing at CDC, there is a strong likelihood that your child or children will be dancing in **more than one recital show**. We would love to accommodate everyone and prevent that from being the case; however, that is not realistic and we apologize in advance if this upsets you. There will be a 10-minute intermission between Act one and Act 2 in all shows.

SATURDAY, June 1st

1 PM SHOW

(approx. run time 50 minutes)

ACT one

1. **Get What You Give** - dELIRIUM
2. **Sweet Pea** - Tutu Ballet (Friday)
3. **Shake Your Tail Feathers (Cheetah Girls)** - Jazz One Adv
4. **Sky Full of Stars (Piano Guys)** - Ballet III Adv
5. **Love Like You** - Contemporary one
6. **Swagger** - Hip Hop One (Friday)
7. **Tell Me You Love Me** - tap III ADV

ACT 2

1. **So Good** - Tap 2 ADV
2. **Stand by Me** - Ballet one INT (Monday)
3. **Wonderful Life** - Modern 2 ADV
4. **Barbie Dreams (Fifty Fifty)** - Jazz 2 ADV
5. **Bruce (Matilda)** - Musical Theater One
6. **Nobody** - dELIRIUM's the edge/EMPOWER lyrical
7. **Pretty Girlz** - Hip Hop 2 ADV

SATURDAY, June 1st

4 PM SHOW

(approx. run time 1 hour)

ACT one

1. **Get What You Give** - dELIRIUM
2. **Rev It Up** - Hip Hop One (THURSDAY)
3. **My Girl** - Tutu Ballet (Tuesday)
4. **Like the Way You Move** - Jazz 2 INT
5. **Can't Hurry Love** - Tap one ADV
6. **Promenade** - Ballet 2A
7. **A Little Party Never Killed Nobody** - Jazz III
8. **Kendrick** - dELIRIUM hip hop

ACT 2

1. **Amsterdam** - Ballet 2 ADV
 2. **Apocalypse Practice** - Pointe III
 3. **Somewhere Only We Know** - Contemporary III ADV
 4. **Walls** - Modern One
 5. **Distortion** - ePIC Jazz
 6. **Love** - Ballet One (Monday)
 7. **Fly Away** - dELIRIUM iMPACT tap
 8. **You Got Served** - Hip Hop One ADV
 9. **A Little Crazy** - dELIRIUM's the edge
-

SATURDAY, June 1st

7 PM SHOW

(approx. run time 1 hour, 35 min.)

ACT one

1. **Get What You Give** - dELIRIUM
2. **You Know I'm No Good** - tEEN Ballet
3. **Baby, I'm a Star** - Jazz Four
4. **Back On 74** - Modern III/Four
5. **Paris** - Ballet III
6. **Jane Claire** - senior solo
7. **Independent** - Hip Hop III
8. **The Chain** - Tap four B
9. **Goodbye to Love** - eLEVATE contemporary/lyrical
10. **Tell Her About It** - Tap III A

ACT 2

1. **Giselle** - ePIC Ballet
 2. **It's Hairspray (Hairspray)** - Musical Theater 2
 3. **Godzilla** - dELIRIUM iMPACT jazz
 4. **Dance the Night** - tEEN Jazz
 5. **La Rose** - Modern 2
 6. **Prayer** - ePIC Contemporary
 7. **Hello Sunshine** - Tap III B
 8. **Flying** - REESE solo
 9. **The Greatest of All Time** - ePIC Hip Hop
 10. **What a Wonderful World (Brooklyn Duo)** - Pointe One
-

SUNDAY, June 2nd

1 PM SHOW

(approx. run time 1 hour)

ACT one

1. **Get What You Give** - dELIRIUM
2. **Do-Re-Mi** - Ballet one (Thursday)
3. **Shake the Room** - Jazz One INT
4. **Jane Claire** senior solo
5. **It's a Beautiful Day and I Love You** - Contemporary 2
6. **Glass** - Ballet four ADV
7. **Que Sera, Sera** - Tutu Ballet 2
8. **TNT** - Hip Hop 2
9. **You Got Me** - Tap four A

ACT 2

1. **Turn Up** - dELIRIUM hip hop
 2. **That's Amore** - Tutu Ballet (Monday)
 3. **Only You** - ePIC Modern
 4. **Attitude** - Jazz III Adv
 5. **Make A New Day** - Tutu Jazz
 6. **Venice** - Pointe 2
 7. **Hey Baby** - Tap one A (Tuesday)
 8. **Fallin'** - dELIRIUM tap
-

SUNDAY, June 2nd

4 PM SHOW

(approx. run time 1 hour 15 minutes)

ACT one

1. **Get What You Give** - dELIRIUM
2. **A Thousand Years** - Ballet one ADV
3. **OVO** - Hip Hop Four
4. **All We Got** - Jazz One
5. **Pump It** - Tutu Hip Hop
6. **No Wonder** - Contemporary four
7. **All You Gotta Do** - dELIRIUM pREP
8. **Jane Claire** senior solo
9. **Coffee Break** - dELIRIUM musical theater

ACT 2

1. **Giselle** - ePIC Ballet
2. **Queen Bee** - Jazz 2
3. **As Long as I'm Singing** - Tap one B
4. **Jumpin'** - Jazz four ADV
5. **Gift of a Friend** - Ballet One (Friday)
6. **I Will Follow You into the Dark** - Contemporary III
7. **Florence** - Ballet 2B
8. **Awoo** - ePIC Tap

AUDIENCE ETIQUETTE

Cell Phones

Upon entering the theater please turn off all cell phones to a silent setting. If you need to make or receive a call please do so outside of the theater (refer to "Coming and Going" below).

Coming and Going

Please do not leave the auditorium during a dance performance unless, of course, there is an emergency. During the breaks in a recital, before and after a dance number is performed, the usher will allow you to move in and out of the auditorium. There will also be an intermission, which will be noted in your program, during which everyone is permitted to enter and exit the auditorium.

Noises and Children

Please do your best to refrain from any excess noise making while in the theater. If you have small children who start to fuss, please find the nearest exit. Remember to respect those around you and the performers on stage.

Photos and Videos

Flash photography of any kind is strictly prohibited during the performance as it is a hazard to the dancers. There will be a professional videographer for all the performance. Chesterfield Dance Center, LLC owns the rights to all choreography performed onstage and unauthorized videos will be confiscated.

Food and Drink

Food and drinks are prohibited in the theater. During intermission you may enjoy snacks and refreshments in the lobby that are available through the theater. Please be sure you finish your snacks and beverages before re-entering the auditorium and please dispose of all trash.

Clothing

Many times the theater is kept cold, so bring a sweater or dress in layers to be more comfortable. Students who are watching the show must either remove their costumes or have them covered.

Dancers

If you wish to watch a number during the recital, remember that you may **NOT** go into the audience in your costume. Please be sure that you put something over it. You are expected to be on your best behavior when in the audience and be respectful of the people around you. Also, be sure to be back stage at least 5 numbers before your own. We would prefer it if dancers watched the show from the LIVE Stream in the dressing rooms.

VIDEOS

Shutter Storm will be recording during all shows. Every dancer (or family) will receive a digital download of ALL shows that was paid with part of your recital fee.

Please allow 8-12 weeks for processing and editing.

Your digital download will come from a Dance Studio-Pro email, and will also be found on your parent portal as soon as the download is available (under email history).

Shutter Storm is a multi-media company primarily based in the world of competitive dance and recitals. They specialize in the art of archiving creative and artistic movement through photography and videography. They have done a beautiful job with our past 4 recitals, and we have no doubt that you will love the quality of their work.

Check out their work here: <https://www.shutterstormmedia.com/index.html>

T-SHIRT ORDER INSTRUCTIONS

Limited edition Recital T-shirts are available for only **\$28!** To make ordering easier, we have joined with Custom Ink for our recital shirts. Simply use the link provided to order your LIMITED-EDITION shirt. **Ordering will close on MAY 8th.** You can choose to have the shirt shipped directly to you (for a small fee) or shipped to the studio. Shirts that are shipped to the studio will be available for pick up at dress rehearsal.



BACK has all dancers' names listed

[T-SHIRT ORDER LINK](#)
